

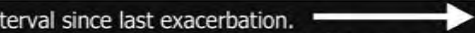


**FIGURE 14. CLASSIFYING ASTHMA SEVERITY AND INITIATING TREATMENT IN YOUTHS 12 YEARS OF AGE AND ADULTS**

Assessing severity and initiating treatment for patients who are not currently taking long-term control medications

Components of Severity		Classification of Asthma Severity ≥12 years of age			
		Intermittent	Persistent		
			Mild	Moderate	Severe
<b>Impairment</b>  Normal FEV <sub>1</sub> /FVC: 8–19 yr 85% 20–39 yr 80% 40–59 yr 75% 60–80 yr 70%	Symptoms	≤2 days/week	>2 days/week but not daily	Daily	Throughout the day
	Nighttime awakenings	≤2x/month	3–4x/month	>1x/week but not nightly	Often 7x/week
	Short-acting beta <sub>2</sub> -agonist use for symptom control (not prevention of EIB)	≤2 days/week	>2 days/week but not daily, and not more than 1x on any day	Daily	Several times per day
	Interference with normal activity	None	Minor limitation	Some limitation	Extremely limited
	Lung function	<ul style="list-style-type: none"> <li>• Normal FEV<sub>1</sub> between exacerbations</li> <li>• FEV<sub>1</sub> &gt;80% predicted</li> <li>• FEV<sub>1</sub>/FVC normal</li> </ul>	<ul style="list-style-type: none"> <li>• FEV<sub>1</sub> &gt;80% predicted</li> <li>• FEV<sub>1</sub>/FVC normal</li> </ul>	<ul style="list-style-type: none"> <li>• FEV<sub>1</sub> &gt;60% but &lt;80% predicted</li> <li>• FEV<sub>1</sub>/FVC reduced 5%</li> </ul>	<ul style="list-style-type: none"> <li>• FEV<sub>1</sub> &lt;60% predicted</li> <li>• FEV<sub>1</sub>/FVC reduced &gt;5%</li> </ul>
<b>Risk</b>	Exacerbations requiring oral systemic corticosteroids	0–1/year (see note)	≥2/year (see note) 		
		 Consider severity and interval since last exacerbation.  Frequency and severity may fluctuate over time for patients in any severity category. Relative annual risk of exacerbations may be related to FEV <sub>1</sub> .			
<b>Recommended Step for Initiating Treatment</b> (See “Stepwise Approach for Managing Asthma” for treatment steps.)		Step 1	Step 2	Step 3 and consider short course of oral systemic corticosteroids	Step 4 or 5
		In 2–6 weeks, evaluate level of asthma control that is achieved and adjust therapy accordingly.			

Key: EIB, exercise-induced bronchospasm, FEV<sub>1</sub>, forced expiratory volume in 1 second; FVC, forced vital capacity; ICU, intensive care unit

**Notes:**

- The stepwise approach is meant to assist, not replace, the clinical decisionmaking required to meet individual patient needs.
- Level of severity is determined by assessment of both impairment and risk. Assess impairment domain by patient’s/caregiver’s recall of previous 2–4 weeks and spirometry. Assign severity to the most severe category in which any feature occurs.
- At present, there are inadequate data to correspond frequencies of exacerbations with different levels of asthma severity. In general, more frequent and intense exacerbations (e.g., requiring urgent, unscheduled care, hospitalization, or ICU admission) indicate greater underlying disease severity. For treatment purposes, patients who had ≥2 exacerbations requiring oral systemic corticosteroids in the past year may be considered the same as patients who have persistent asthma, even in the absence of impairment levels consistent with persistent asthma.